

## Application and comparison of the catalytic activity of Fe<sub>3</sub>O<sub>4</sub> MNPs, Kaolin and Montmorillonite K10 for the synthesis of indole derivatives

Navabeh Nami<sup>a,\*</sup>, Mahmoud Tajbakhsh<sup>b</sup>, Mohamad Vafakhah<sup>a</sup>

<sup>a</sup>Department of Chemistry, Qaemshahr Branch, Islamic Azad University, Qaemshahr, Iran

<sup>b</sup>Department of Chemistry, Mazandaran University, Babolsar, Mazandaran, Iran

Received: 19 November 2016, Accepted: 24 January 2018, Published: 1 January 2019

### Abstract

Synthesis of indole derivatives was investigated and compared to the reaction of phenylhydrazine and ketones in the presence of the heterogeneous catalysts like kaolinite, montmorillonite K10 and Fe<sub>3</sub>O<sub>4</sub> MNPs in ethanol under reflux conditions. After comparing the HPLC chromatogram of products it was compared and found that kaolin and montmorillonite K10 are better and more efficient candidate than Fe<sub>3</sub>O<sub>4</sub> magnetic nanoparticles for synthesis of indole derivatives. The synthesized compounds have been characterized by <sup>1</sup>H-NMR and <sup>13</sup>C-NMR. The advantages of this reaction are short reaction time, mild reaction conditions, high catalytic activity in green chemistry, increasing reaction speed without air pollution and good yields.

**Keywords:** Indole; phenylhydrazine; kaolinite; montmorillonite K10; Fe<sub>3</sub>O<sub>4</sub> MNPs.

### Introduction

Indole derivatives constitute an important class of therapeutic agents in medicinal chemistry including anticancer [1], antioxidant [2], anti-rheumatoid and anti-HIV [3,4] and also play a vital role in the immune system [5,6]. Many indole derivatives are considered as the most potent scavenger of free radicals and other biological activities [7,8]. Therefore, the synthesis and selective functionalization of indoles have been the focus of active research over the years [9–15]. In addition, it was reported that various 3-substituted indoles had been used as starting materials for the synthesis of a number of alkaloids, agrochemicals, pharmaceuticals and perfumes [16]. One of the major current challenges of

chemists is to develop synthetic catalysts that are usually carried out under mild conditions with less polluting capability, being environmentally friendly and inexpensive, having high yields and selectivity, easy work-up and reusability. Heterogeneous catalysts like Fe<sub>3</sub>O<sub>4</sub> MNPs [17], Kaolin [18] and Montmorillonite K10 [19] are typically more tolerant of extreme operating conditions than their homogeneous analogues. Because of these facts in this project we investigate the synthesis of indole derivatives with some heterogeneous catalysts.

### Experimental

All solvents were purified and dried using established procedures. FT-IR

\*Corresponding author: Navabeh Nami

Tel: +98 (911) 1133578, Fax: +98 (11) 32200428

E-mail: navabehdami@yahoo.com

measurements were recorded on a Shimadzu 8400s spectrometer with KBr plates. The HPLC chromatograms were recorded on Knauer. The NMR spectra were recorded on Bruker XL 400 (400 MHz) instruments. Besides, Melting points were determined on an Electrothermal 9100 without further corrections.

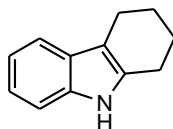
#### Preparation of Fe<sub>3</sub>O<sub>4</sub> MNPs

Fe<sub>3</sub>O<sub>4</sub> MNPs were prepared according to the previously reported procedures [20-22].

#### General procedure for synthesis of indole derivatives

Carbonyl compound (1mmol) and phenyl hydrazine (1mmol) were mixed in ethanol (5ml), and then heterogeneous catalyst (0.07g) was added. The mixture was vigorously stirred under reflux condition for 1h. The progress of the reaction was monitored by TLC using *n*-hexane-ethyl acetate (5:1) and detected by UV lamp (254 & 366 nm). At the end of the reaction, the catalyst was recovered by filtration (Fe<sub>3</sub>O<sub>4</sub> MNPs were recovered using an external magnet), washed with EtOH, dried at 60 °C for 1 h and reused four times for the same reaction. The residue of the reaction mixture was evaporated, and the crude product was purified by short column chromatography on silica gel (eluent: *n*-hexane: EtOAc / 5:1).

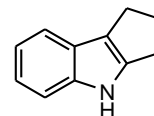
#### 2,3,4,9 -Tetrahydro-1H- [23] carbazole



Colorless solid; Yield 97%; M.p. 118–120 °C; <sup>1</sup>H NMR (400 MHz, CDCl<sub>3</sub>): δ 1.75–1.90 (m, 4H), 2.60–2.71 (m, 4H), 6.96–7.07 (m, 2H), 7.18 (dd, 1H, 3J = 7.6, 1.6 Hz) 7.38 (d, 1H, 3J = 7.6 Hz),

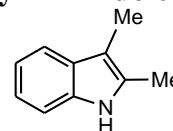
7.55 (s, 1H); <sup>13</sup>C NMR (100 MHz, CDCl<sub>3</sub>): δ 21.0, 23.3, 23.4, 110.3, 110.5, 117.8, 119.2, 121.1, 128.0, 134.2, 135.8.

#### 1,2,3,4-Tetrahydrocyclopenta[b]indole [23]



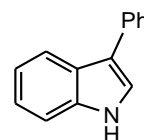
Colorless solid; Yield 92%; M.p. 101–103°C; <sup>1</sup>H NMR (400 MHz, CDCl<sub>3</sub>): δ 2.51–2.61 (m, 2H), 2.81–2.96 (m, 4H), 7.07–7.14 (m, 2H), 7.28–7.33 (m, 1H), 7.43–7.48 (m, 1H), 7.82 (s, 1H); <sup>13</sup>C NMR (100 MHz, CDCl<sub>3</sub>): δ 24.6, 26.0, 28.8, 111.4, 118.6, 119.6, 119.9, 120.6, 124.9, 141.1, 143.8.

#### 2, 3-Dimethyl-1H-indole [24]



Colorless solid; Yield 88%; M.p. 104–106°C; <sup>1</sup>H NMR(400 MHz, CDCl<sub>3</sub>): δ 2.12 (s, 3H), 2.20 (s, 3H), 6.95–7.05 (m, 2H), 7.06–7.12 (m, 1H), 7.33–7.44 (m, 2H); <sup>13</sup>C NMR (100 MHz, CDCl<sub>3</sub>): δ 8.5, 11.6, 107.1, 110.2, 118.0, 119.1, 121.0, 129.5, 130.8, 135.3.

#### 3-Phenyl-1H-indole [26]



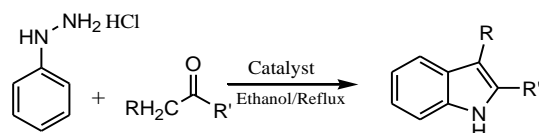
Colorless solid; Yield 87%; M.p. 85–86°C; <sup>1</sup>H NMR (400 MHz, CDCl<sub>3</sub>): δ 7.17–7.32 (m, 3H), 7.33 (d, 1H, 3J = 2.8 Hz), 7.39–7.51 (m, 3H), 7.65–7.75 (m, 2H), 7.95 (d, 1H, 3J = 7.6 Hz), 8.19 (br s, 1H); <sup>13</sup>C NMR (100 MHz, CDCl<sub>3</sub>): δ 111.5, 118.5, 119.9, 120.4,

121.9, 122.5, 125.9, 126.1, 127.6, 128.9, 135.7, 136.8.

### Result and discussion

In this article, it was reported that nano Fe<sub>3</sub>O<sub>4</sub>, kaolin and montmorillonite K10 are used for the synthesis of indole derivatives. They are highly efficient and eco-friendly catalysts for the

synthesis of organic compounds. The reaction mixture of phenyl hydrazine and ketone was stirred under reflux condition in the presence of the other catalyst and monitored by TLC in *n*-hexane: ethylacetate / 5:1. The reflux continued 1 hour to complete the reaction (Scheme 1).



**Scheme 1.** Synthesis of indole derivatives

The product from the other catalyst was compared to HPLC chromatograms and identified by NMR spectra and physical data with those of authentic samples.

In the preliminary stage of the investigation the model reaction of phenylhydrazine and cyclopentanone was carried out using various amounts of Fe<sub>3</sub>O<sub>4</sub> nanoparticles, kaolin, and montmorillonite K10 in various solvents and conditions.

The optimum amount of nano-Fe<sub>3</sub>O<sub>4</sub> was 0.07g as shown in Table 1. It was found that in the absence of Fe<sub>3</sub>O<sub>4</sub> magnetic nanoparticles, the only trace of the desired product was observed on TLC plate even after 4h of reaction. When the reaction was performed in the presence of kaolin and montmorillonite K10, it proceeded to give the desired product. The best results were obtained with 0.07g of kaolin and


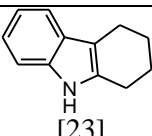
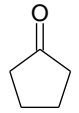
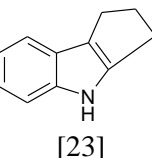
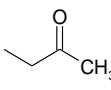
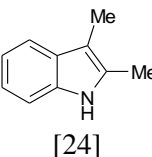
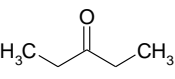
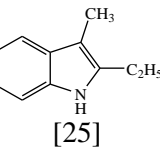
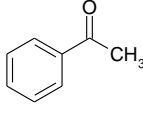
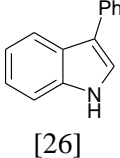
montmorillonite K10 in ethanol under reflux conditions (Table 1, Entries 23-25). Increasing the amount of catalyst does not improve the yield of the product any further, whereas decreasing the amount of catalyst leads to decrease in the product (Table 1, Entries 24 and 26). To evaluate the scope and limitations of this methodology, we extended our studies to include a variety of structurally different carbonyl compounds produced the corresponding indole derivatives. In almost all cases, the reactions proceeded smoothly within 1 hour in ethanol to give indole derivatives provides the corresponding products in good isolated yields without formation of any side products. The structures of compounds were determined by NMR. They were in full agreement with the proposed structures.

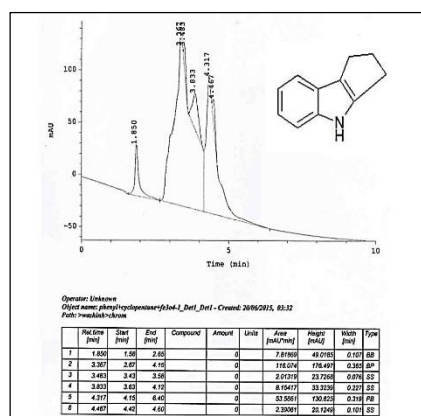
**Table 1.** The reaction of phenyl hydrazine (1mmol) and cyclopentanone (1 mmol) under different conditions

Entry	Solvent	Catalyst	Catalyst (g)	Time (h)	Yield <sup>a</sup> (%)
1	THF	-	-	4	trace
2	THF	Fe <sub>3</sub> O <sub>4</sub> MNPs	0.03	4	trace
3	THF	Fe <sub>3</sub> O <sub>4</sub> MNPs	0.05	2	45
4	THF	Fe <sub>3</sub> O <sub>4</sub> MNPs	0.07	2	48
6	THF	K10	0.07	1	83
7	THF	Kaolin	0.07	1	81
8	CH <sub>3</sub> CN	-	-	4	42
9	CH <sub>3</sub> CN	Fe <sub>3</sub> O <sub>4</sub> MNPs	0.07	2	50
10	CH <sub>3</sub> CN	K10	0.07	2	81
11	CH <sub>3</sub> CN	Kaolin	0.07	2	77
12	<i>n</i> -Hexane	-	-	4	trace
13	<i>n</i> -Hexane	Fe <sub>3</sub> O <sub>4</sub> MNPs	0.07	3	48
14	<i>n</i> -Hexane	K10	0.07	3	48
15	<i>n</i> -Hexane	Kaolin	0.07	3	47
16	EtOH	-	-	4	trace
17	EtOH	Fe <sub>3</sub> O <sub>4</sub> MNPs	0.07	1	51
18	EtOH	Fe <sub>3</sub> O <sub>4</sub> MNPs	0.06	1	50
19	EtOH	Fe <sub>3</sub> O <sub>4</sub> MNPs	0.03	2	trace
23	EtOH	K10	0.07	1	92
24	EtOH	K10	0.10	1	91
25	EtOH	Kaolin	0.07	1	89
26	EtOH	Kaolin	0.10	1	90
27	%50 EtOH	Fe <sub>3</sub> O <sub>4</sub> MNPs	0.07	1	48
28	%50 EtOH	K10	0.07	1	76
29	%50 EtOH	Kaolin	0.07	1	74

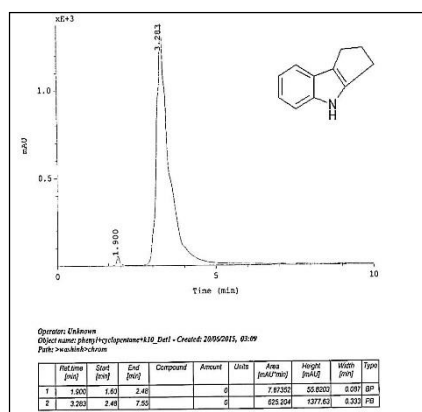
<sup>a</sup>Isolated yield

**Table 2.** Synthesis of indole derivatives using different catalysts

Entry	ketone	product	Yield% Fe <sub>3</sub> O <sub>4</sub> MNPs	Yield% Kaolin	Yield% Montmorillonite K10
1			64	95	97
2			51	89	92
3			72	83	82
4			69	81	88
5			72	82	82



**Figure 1.** HPLC Chromatogram of 1,2,3,4-Tetrahydrocyclopenta[b]indole using Fe<sub>3</sub>O<sub>4</sub> MNPs



**Figure 2.** HPLC Chromatogram of 1,2,3,4-Tetrahydrocyclopenta[b]indole using montmorillonite K10

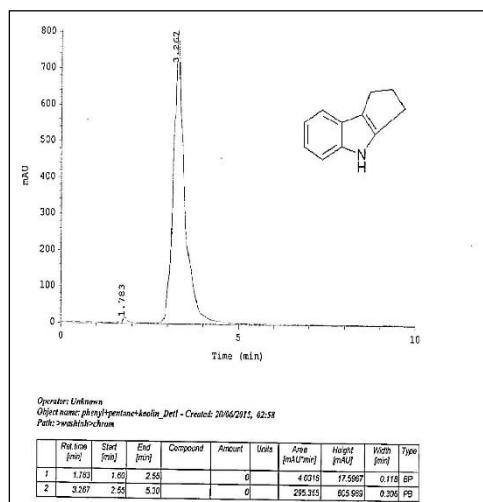


Figure 3. HPLC Chromatogram of 1,2,3,4-Tetrahydrocyclopenta[b]indole using Kaolin

Phenyhydrazine was reacted with cyclopentanone in the presence of Fe<sub>3</sub>O<sub>4</sub> MNPs, kaolin and montmorillonite K10. The HPLC chromatograms of these reactions (Figure 1-3) were compared and it was

found that kaolin and montmorillonite K10 are better and more efficient candidates than Fe<sub>3</sub>O<sub>4</sub> magnetic nanoparticles for the synthesis of 1,2,3,4-Tetrahydrocyclopenta[b]indole.

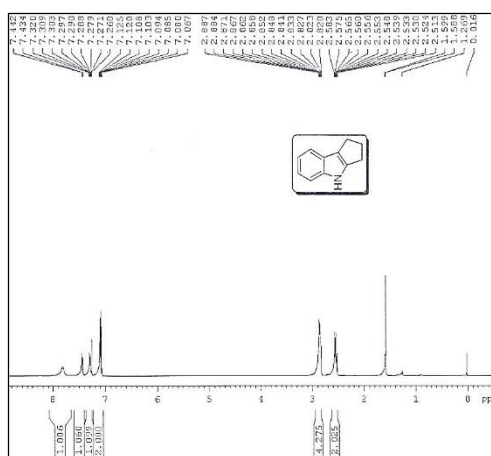
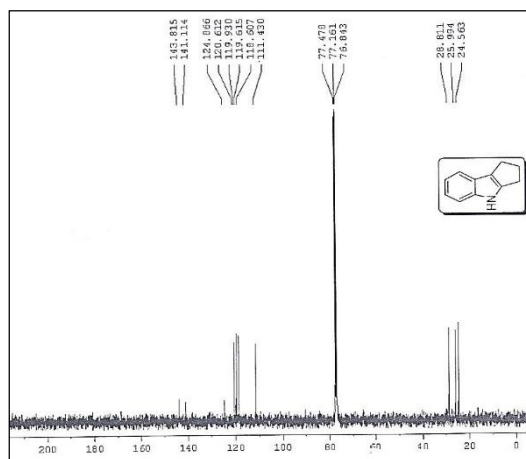


Figure 4. <sup>1</sup>H-NMR spectra of 1,2,3,4-Tetrahydrocyclopenta[b]indole

The <sup>1</sup>H-NMR spectra of 1,2,3,4-Tetrahydrocyclopenta[b]indole exhibited broad signal for NH proton at 7.44 ppm. Three CH<sub>2</sub> protons exhibited

signals at 2.55 and 2.85 ppm. Four aromatic protons exhibited as doublet and two multiplet protons at 7.07-7.43 ppm (Figure 4).

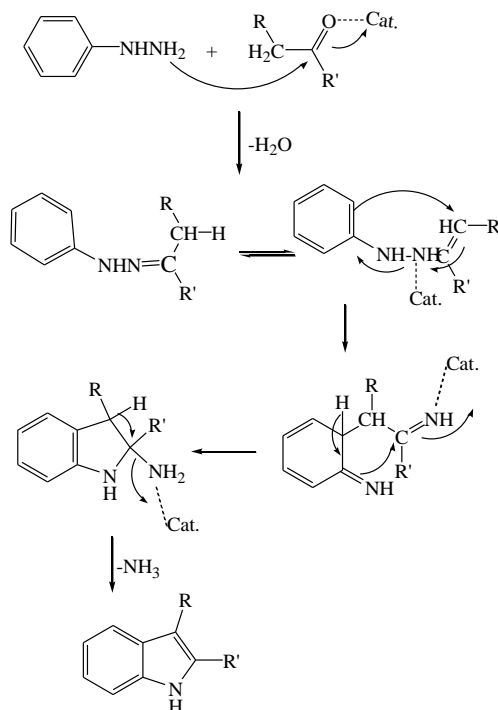


**Figure 5.** <sup>13</sup>C-NMR spectra of 1,2,3,4-Tetrahydrocyclopenta[b]indole

<sup>13</sup>C-NMR of compound 1,2,3,4-Tetrahydrocyclopenta[b]indole indicates sharp signals for CH<sub>2</sub> carbons at 24.563, 25.994 and 28.811 ppm. The signal attributed to unsaturated carbons double bond (-C=C-NH) appears at 141.114 and 143.815 ppm (Figure 5).

A plausible mechanism for the reaction is envisaged in scheme 2.

Carbonyl group is first activated by catalysts then the nitrogen of phenyl hydrazine attacks the positive center to afford phenylhydrazone intermediate. Imine bond in hydrazone is activated by catalysts to provide more positive center for intermolecular cyclization and production of indole.



**Scheme 2.** The probable mechanism for synthesis of indole derivatives

**Table 3.** Recycling of the catalysts for synthesis of 1,2,3,4-Tetrahydrocyclopenta[b]indole

Number of cycle	Fe <sub>3</sub> O <sub>4</sub> MNPs Yield <sup>a</sup> (%)	Kaolin Yield <sup>a</sup> (%)	K10 Yield <sup>a</sup> (%)
1	51	89	92
2	50	89	90
3	48	83	88
4	44	80	85

The catalyst was simply recovered by filtration or using an external magnetic field for Fe<sub>3</sub>O<sub>4</sub> MNPs—washed with ethanol, and dried. The recovered catalyst was then added to a fresh reaction mixture under the same conditions and reused 4 times without significant loss of activity (Table 3). Further recycling of the catalyst led to gradual loss of the catalyst during the recovering and washing stages.

### Conclusion

In summary, an efficient and environmentally friendly method for synthesis of indole derivatives was described. The reactions were performed under reflux condition and the corresponding products were afforded in good to excellent yields. Also, Kaolin and montmorillonite K10 are found to be more efficient for synthesis of indole derivatives. The advantages of this method are short reaction time, simple work-up procedure, ease of separation, high conversion, easier and less expensive than the other methods.

### Acknowledgments

The author wish to thank Islamic Azad University for supporting projects. This research was supported by Islamic Azad University, Qaemshahr Branch, Qaemshahr, Mazandaran, Iran.

### References

[1] J. Sidhu, R. Singla, S. Mayank, V. Jaitak, *Anticancer Agents Med. Chem.*, **2016**, *16*, 160-173.

[2] M.S. Estevao, L.C. Carvalho, D. Ribeiro, D. Couto, M. Freitas, A. Gomes, L.M. Ferreira, E. Fernandes, M.M. Marques, *Eur. J. Med. Chem.*, **2010**, *45*, 4869-4878.

[3] E. Buyukbingol, S. Suzen, G. Klopman, *Il Farmaco.*, **1994**, *49*, 443-447.

[4] A. Balupuri, C.G. Gadhe, P.K. Balasubramanian, G. Kothandan, S.J. Cho, *Arch. Pharm. Res.*, **2014**, *37*, 1001-1015.

[5] P.M. Lieberman, A. Wolfler, P. Felsner, D. Hofer, K. Schauenstien, *Int. Arch. Allergy Immunol.*, **1997**, *112*, 203-211.

[6] D. Page, H. Yang, W. Brown, C. Walpole, M. Fleurent, M. Fyfe, F. Gaudreault, S.S. Onge, *Bioorg. Med. Chem. Lett.*, **2007**, *22*, 6183-6187.

[7] L. Tang, L. Zhao, L. Hong, F. Yang, R. Sheng, J. Chen, Y. Shi, N. Zhou, Y. Hu, *Bioorganic & Medicinal Chemistry*, **2013**, *21*, 5936-5944.

[8] I. Bolz, C. May, S. Spange, *Arkivoc*, **2007**, (iii), 60-67.

[9] M. Bandini, A. Melloni, A. Umani-Ronchi, *Angew. Chem., Int. Ed.*, **2004**, *43*, 550-556.

[10] J.F. Austin, D.W.C. MacMillan, *J. Am. Chem. Soc.*, **2002**, *124*, 1172-1173.

[11] A. Khorshidi, S. Shariati, M. Aboutalebi, N. Mardazad, *Iran. Chem. Comm.*, **2016**, *4*, 476-482.

[12] N. Srivastava, B.K. Banik, *J. Org. Chem.*, **2003**, *68*, 2109-2114.

[13] G. Bartoli, M. Bartolacci, M. Bosco, G. Foglia, A. Giuliani, E. Marcantoni, L.Sambri, E. Torregiani, *J. Org. Chem.*, **2003**, *68*, 4594-4597.



- [14] N. Yoshiaki, Y. Masato, I. Youichi, H. Masnobu, U. Sakae, *J. Am. Chem. Soc.*, **2002**, *124*, 11846-11847.
- [15] M. Faghieh Akhlaghi, S. Amidi, M. Esfahanizadeh, M. Daeihamed, F. Kobrafard, *Iran. J. Pharm. Res.*, **2014**, *13*, 35-42.
- [16] K. Nikoofar, D. Kadivar, S. Shirzadnia, *Iran. Chem. Comm.*, **2014**, *2*, 300-315.
- [17] A. Khorshidi, S. Shariati, *Int. J. Nanosci. Nanotechnol.*, **2016**, *12*, 139-147.
- [18] Z. Gordi, M. Vazan, *Iranian Journal of Catalysis*, **2016**, *6*, 75-80.
- [19] R. Pagadala, P. Chidurala, V. Jeti, J.S. Meshram, S. Maddila, S.B. Jonnalagadda, *J. Heterocyclic Chem.*, **2015**, *52*, 397.
- [20] D. Yang, J. Hu, S. Fu, *J. Phys. Chem. C*, **2009**, *113*, 7646-7651.
- [21] A.R. Kiasat, J. Davarpanah, *J. Mol. Cat A: Chemical*, **2013**, *373*, 46-54.
- [22] F. Ahangaran, A. Hassanzadeh, S. Nouri, *International Nano Letters*, **2013**, *3*, 23-27.
- [23] A. Gopalsamy, M. Shi, G. Ciszewski, K. Park, J.W. Ellingboe, M. Orłowski, B. Feld, A.Y. Howe, *Bioorg. Med. Chem. Lett.*, **2006**, *16*, 2532-2434.
- [24] M.A. Idris, H. Suhana, S. Ismail, *Int. J. Adv. Chem. Sci. & Applic.*, **2015**, *3*, 22-24.
- [25] Y. Naruse, Y. Ito, S. Inagaki, *J. Org. Chem.*, **1991**, *56*, 2256-2258.
- [26] A. Penoni, J. Volkmann, K.M. Nicholas, *Org. Lett.*, **2002**, *4*, 699-701.

**How to cite this manuscript:** Navabeh Nami, Mahmoud Tajbakhsh, Mohamad Vafakhah. "Application and comparison of the catalytic activity of Fe<sub>3</sub>O<sub>4</sub> MNPs, Kaolin and Montmorillonite K10 for the synthesis of indole derivatives".

*Iranian Chemical Communication*, 2019, 7 (1), 93-101.